
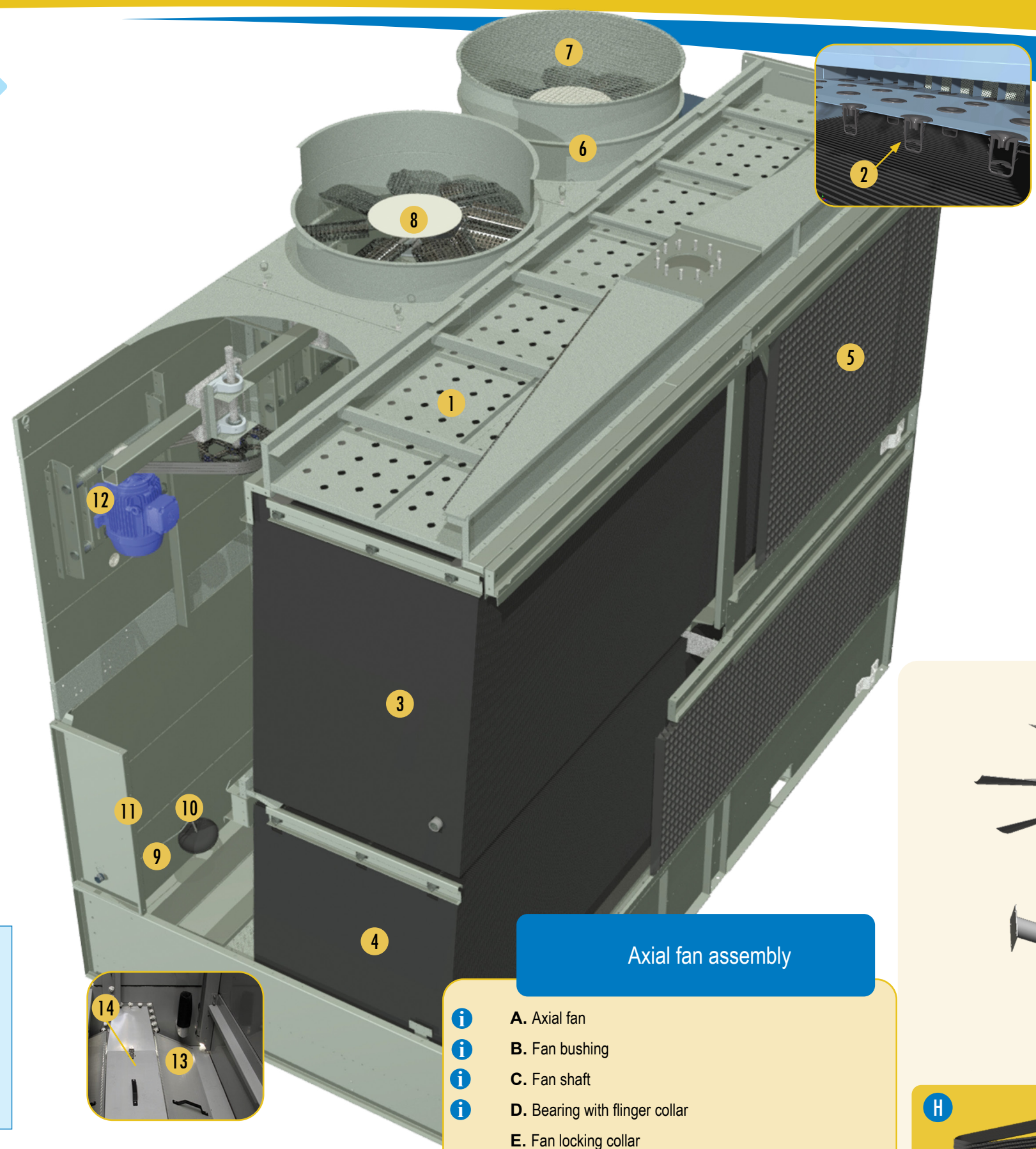


S1500E >>>



Fill & Pan Section

- 1. Hot water basin
- 2. Nozzles
- 3. BACross 3 - Fill sheets with integrated drift eliminators
- 4. BACross 3 - Lower fill sheets with integrated drift eliminators (certain models)
- 5. Combined inlet shields
- 6. Fan cylinder
- 7. Fan guard
- 8. Axial fan assembly (see detailed view)
- 9. Make-up valve assembly
- 10. Float ball
- 11. Access door (not visible)
- 12. Motor base & adjust rod
- 13. Pan strainer
- 14. Pan strainer hood
- 15. Heater
- 16. Low level cut out switch
- 17. Heater thermostat




Client contact information

Name _____
 Company _____
 Telephone _____
 Email _____
 Unit model _____
 Serial number _____

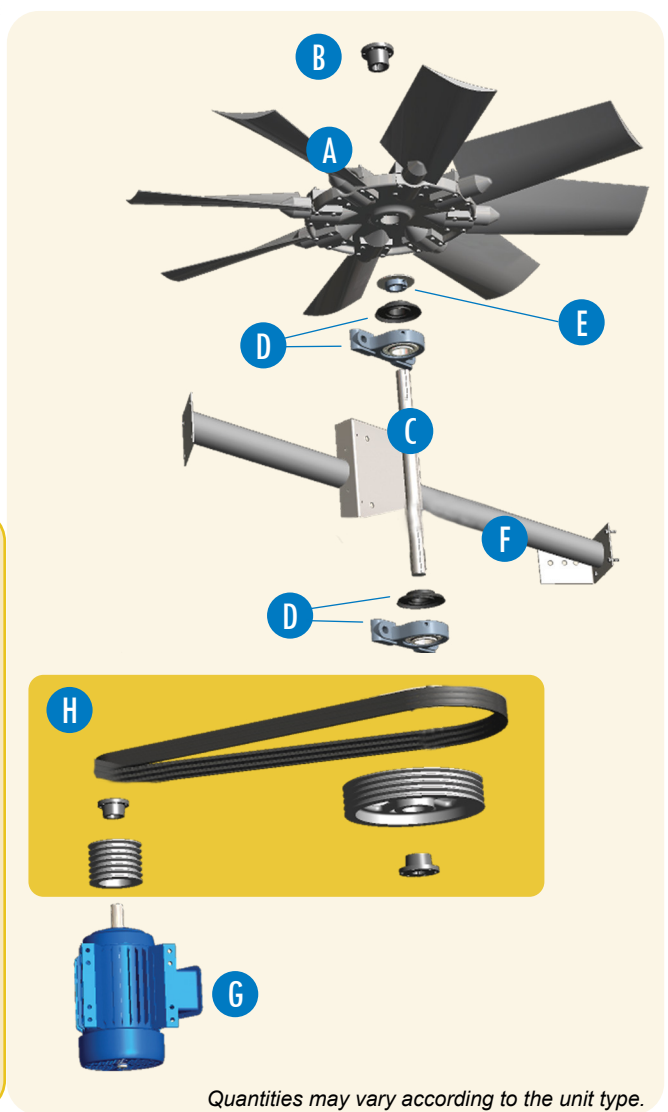
Your BAC contact

Name _____
 Telephone _____
 Email _____



Axial fan assembly

- A. Axial fan
- B. Fan bushing
- C. Fan shaft
- D. Bearing with flinger collar
- E. Fan locking collar
- F. Bearing support
- G. Impervix Fan motor
- H. Drive set
 - Motor sheave & bushing
 - Aluminium fan sheave & bushing
 - Belt set



Spare parts for cooling tower



This is not an official order form.

Quantities may vary according to the unit type.